

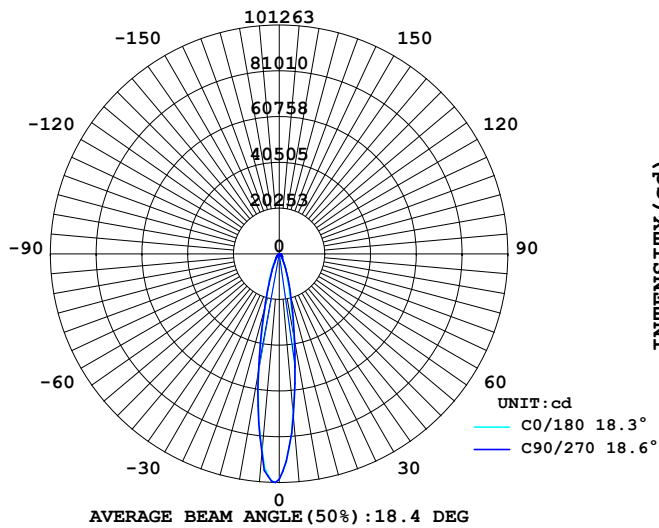
LUMINAIRE PHOTOMETRIC TEST REPORT

Report number:

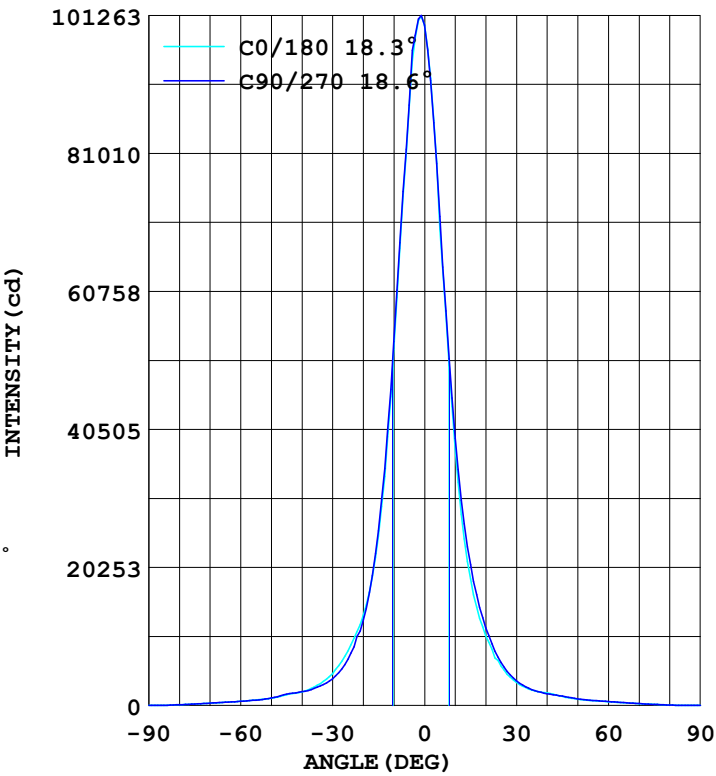
MANUFACTURER: ILUMEN GMBH	Address:	
NAME: Klose	TYPE: IL-FL19-N15040-15	WEIGHT:
SPECIFICATION: 2835LED、4000K、15DEG	DIMENSION:	SERIAL No.:

DATA OF LAMP		Imax(cd)	102226	S/MH (C0/180)	0.36
MODEL		EFFICIENCY (%)	100.0	S/MH (C90/270)	0.36
NOMINAL POWER(W)	150	TOTAL FLUX(lm)	20319	Voltage(V)	230.3
RATED VOLTAGE (V)	230	EFFICIENCY (lm/W)	134.7	Current(A)	0.663
NOMINAL FLUX(lm)	20319.0	$\eta$ up (%)	0.0	Power(W)	150.8
LAMPS QUANTITY	1	$\eta$ down (%)	100.0	Power Factor (PF)	0.987
TEST VOLTAGE (V)	230.4	Effective Flux(lm)	20318.9	EEI	0.111

LUMINOUS INTENSITY DISTRIBUTION



LUMINOUS INTENSITY DISTRIBUTION



Test System:  
 Temperature: 25.3DEG  
 Operators:  
 Test Date: 2024.11.19

Test Set: 5.0deg/s C-Gamma (TYPE C)  
 Humidity: 65.0%  
 Test Distance: 10.000 m  
 Remarks:

---

## Color Temperature Data List

Report number:

MANUFACTURER: ILUMEN GMBH	Address:	
NAME: Klose	TYPE: IL-FL19-N15040-15	WEIGHT:
SPECIFICATION: 2835LED、4000K、15DEG	DIMENSION:	SERIAL No.:

---

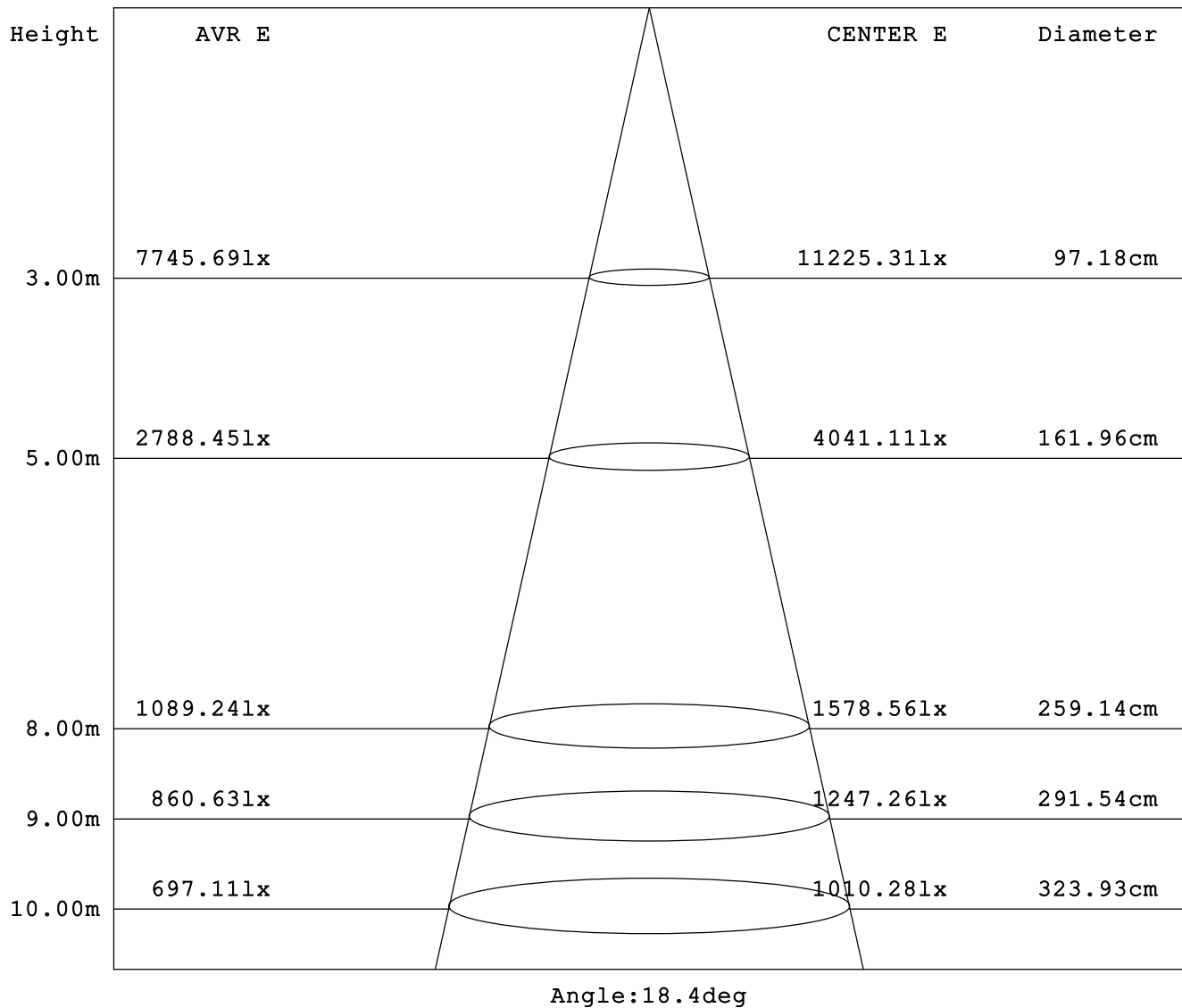
Test System:  
Temperature: 25.3DEG  
Operators:  
Test Date: 2024.11.19

Test Set: 5.0deg/s C-Gamma (TYPE C)  
Humidity: 65.0%  
Test Distance: 10.000 m  
Remarks:

## AVERAGE AND CENTER E Figure

Report number:

MANUFACTURER: ILUMEN GMBH	Address:	
NAME: Klose	TYPE: IL-FL19-N15040-15	WEIGHT:
SPECIFICATION: 2835LED、4000K、15DEG	DIMENSION:	SERIAL No.:



Test System:  
Temperature: 25.3DEG  
Operators:  
Test Date: 2024.11.19

Test Set: 5.0deg/s C-Gamma (TYPE C)  
Humidity: 65.0%  
Test Distance: 10.000 m  
Remarks:

## ZONAL FLUX DIAGRAM

Report number:

MANUFACTURER: ILUMEN GMBH	Address:	
NAME: Klose	TYPE: IL-FL19-N15040-15	WEIGHT:
SPECIFICATION: 2835LED、4000K、15DEG	DIMENSION:	SERIAL No.:

γ	C0	C45	C90	C135	C180	C225	C270	C315	γ	Zone	total
5.0	876.9	910.5	880.7	832.2	699.2	704.3	717.4	746.8	0- 5	2131	2131
10.0	522.6	555.3	534.0	476.6	375.7	377.1	392.0	411.7	5- 10	4314	6446
15.0	248.4	271.0	256.3	227.1	185.5	193.1	206.9	211.2	10- 15	3792	10238
20.0	132.5	138.3	125.5	113.9	102.8	107.7	114.3	114.6	15- 20	2665	12903
25.0	80.06	70.85	68.04	63.16	58.01	64.56	63.00	65.73	20- 25	1887	14790
30.0	46.93	44.89	39.30	37.52	33.97	39.93	36.30	39.09	25- 30	1312	16102
35.0	29.83	28.67	27.19	25.40	22.70	25.30	23.34	25.13	30- 35	944.0	17046
40.0	20.06	20.05	20.24	19.03	18.35	18.06	17.23	17.46	35- 40	730.2	17776
45.0	15.88	16.49	16.85	16.29	13.33	13.91	13.73	13.68	40- 45	625.3	18402
50.0	10.75	11.84	10.98	11.32	9.278	10.05	9.850	10.09	45- 50	513.9	18916
55.0	8.071	8.426	7.927	8.344	7.132	7.551	7.466	7.690	50- 55	394.2	19310
60.0	6.160	6.722	6.182	6.324	5.527	5.770	5.808	5.959	55- 60	318.0	19628
65.0	4.729	5.119	4.803	4.797	4.119	4.078	4.273	4.388	60- 65	256.9	19885
70.0	3.383	3.597	3.490	3.539	2.804	2.690	2.856	2.969	65- 70	194.7	20080
75.0	2.113	2.279	2.133	2.063	1.677	1.505	1.640	1.722	70- 75	130.8	20210
80.0	1.118	1.193	1.136	1.014	0.626	0.595	0.616	0.727	75- 80	72.96	20283
85.0	0.319	0.409	0.305	0.305	0.191	0.119	0.164	0.156	80- 85	29.01	20312
90.0	0.057	0.078	0.040	0.058	0.055	0.031	0.055	0.030	85- 90	6.655	20319
95.0									90- 95		
100.0									95-100		
105.0									100-105		
110.0									105-110		
115.0									110-115		
120.0									115-120		
125.0									120-125		
130.0									125-130		
135.0									130-135		
140.0									135-140		
145.0									140-145		
150.0									145-150		
155.0									150-155		
160.0									155-160		
165.0									160-165		
170.0									165-170		
175.0									170-175		
180.0									175-180		
DEG	LUMINOUS INTENSITY:×100cd									UNIT:lm	

Test System:  
 Temperature:25.3DEG  
 Operators:  
 Test Date:2024.11.19

Test Set: 5.0deg/s C-Gamma (TYPE C)  
 Humidity:65.0%  
 Test Distance:10.000 m  
 Remarks:

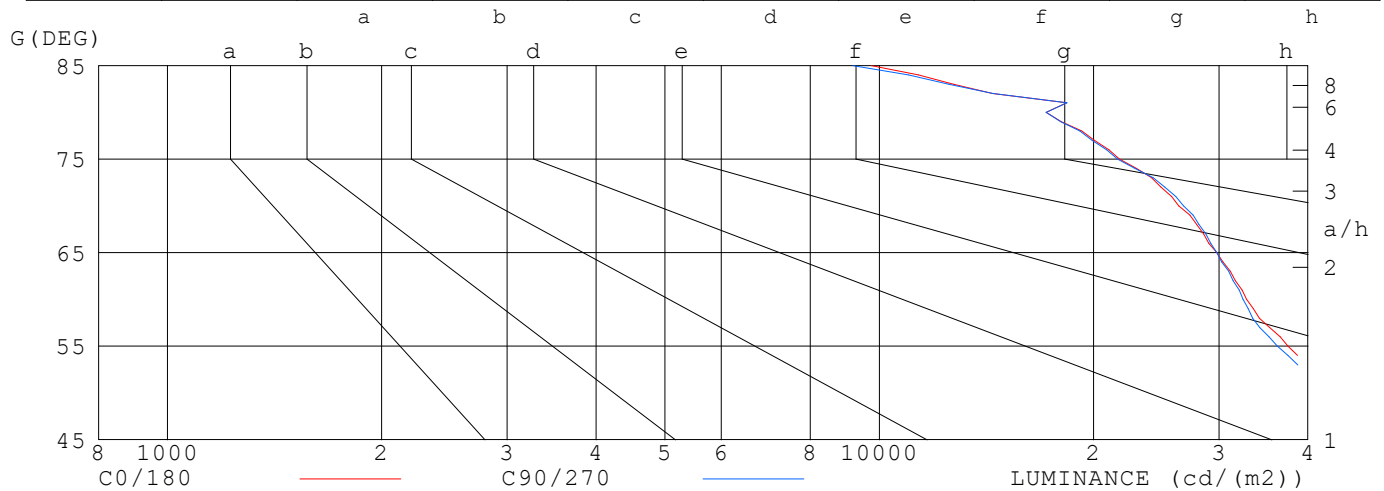
## LUMINANCE LIMITATION CURVES

Report number:

MANUFACTURER: ILUMEN GMBH	Address:	
NAME: Klose	TYPE: IL-FL19-N15040-15	WEIGHT:
SPECIFICATION: 2835LED、4000K、15DEG	DIMENSION:	SERIAL No.:

### LUMINANCE LIMITATION CURVES

GLARE	CLASS	ILLUMINANCE (lx)							
1.15	A	2000	1000	500	<=300				
1.50	B		2000	1000	500	<=300			
1.85	C			2000	1000	500	<=300		
2.20	D				2000	1000	500	<=300	
2.55	E					2000	1000	500	<=300



LUMINANCE cd/(m2)		
G (DEG)	C0/180	C90/270
85	9750	9181
80	17157	17157
75	21752	21614
70	26348	26763
65	29805	29805
60	32813	32421
55	37477	36241
50	44548	44813
45	59819	62510

Test System:  
 Temperature: 25.3DEG  
 Operators:  
 Test Date: 2024.11.19

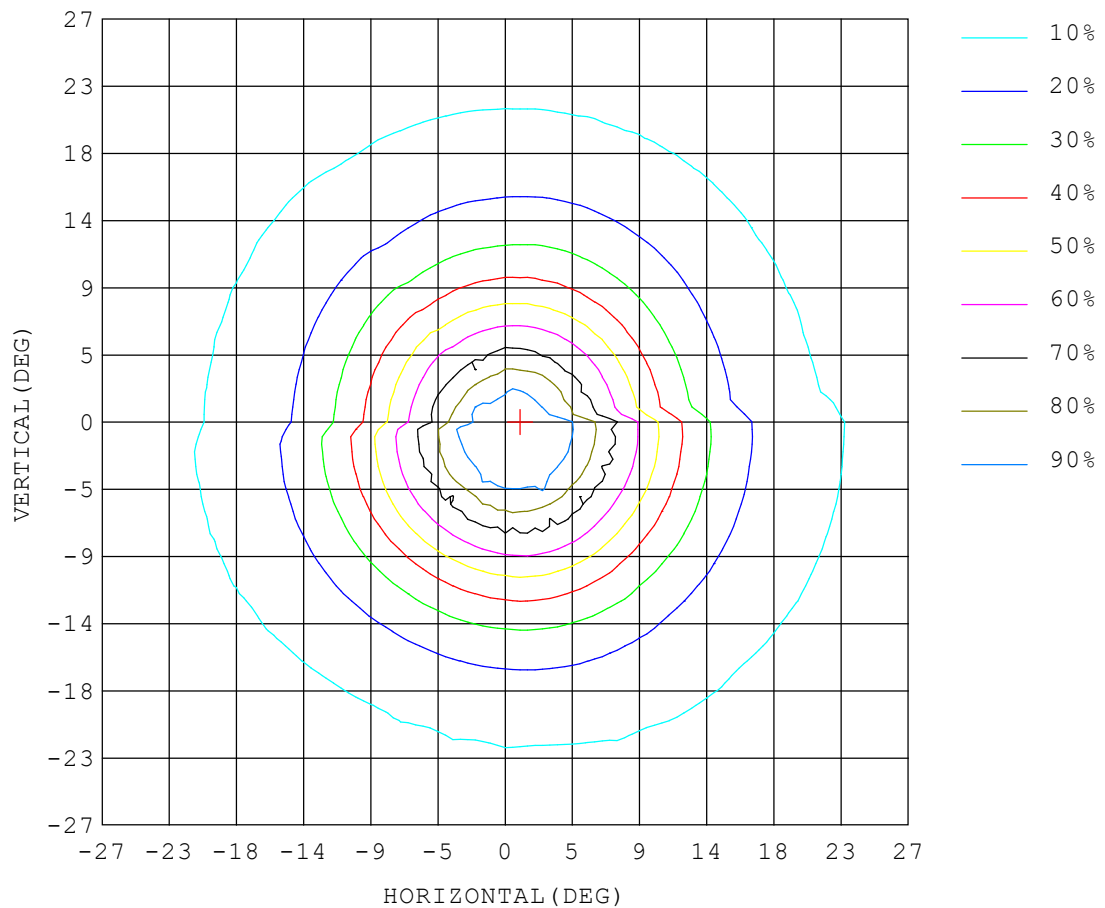
Test Set: 5.0deg/s C-Gamma (TYPE C)  
 Humidity: 65.0%  
 Test Distance: 10.000 m  
 Remarks:

## ISOCANDELA DIAGRAM

Report number:

MANUFACTURER: ILUMEN GMBH	Address:	
NAME: Klose	TYPE: IL-FL19-N15040-15	WEIGHT:
SPECIFICATION: 2835LED、4000K、15DEG	DIMENSION:	SERIAL No.:

UNIT: cd



Test System:  
Temperature: 25.3DEG  
Operators:  
Test Date: 2024.11.19

Test Set: 5.0deg/s C-Gamma (TYPE C)  
Humidity: 65.0%  
Test Distance: 10.000 m  
Remarks: